

(68.52) X
June 2000 supersedes February 2000

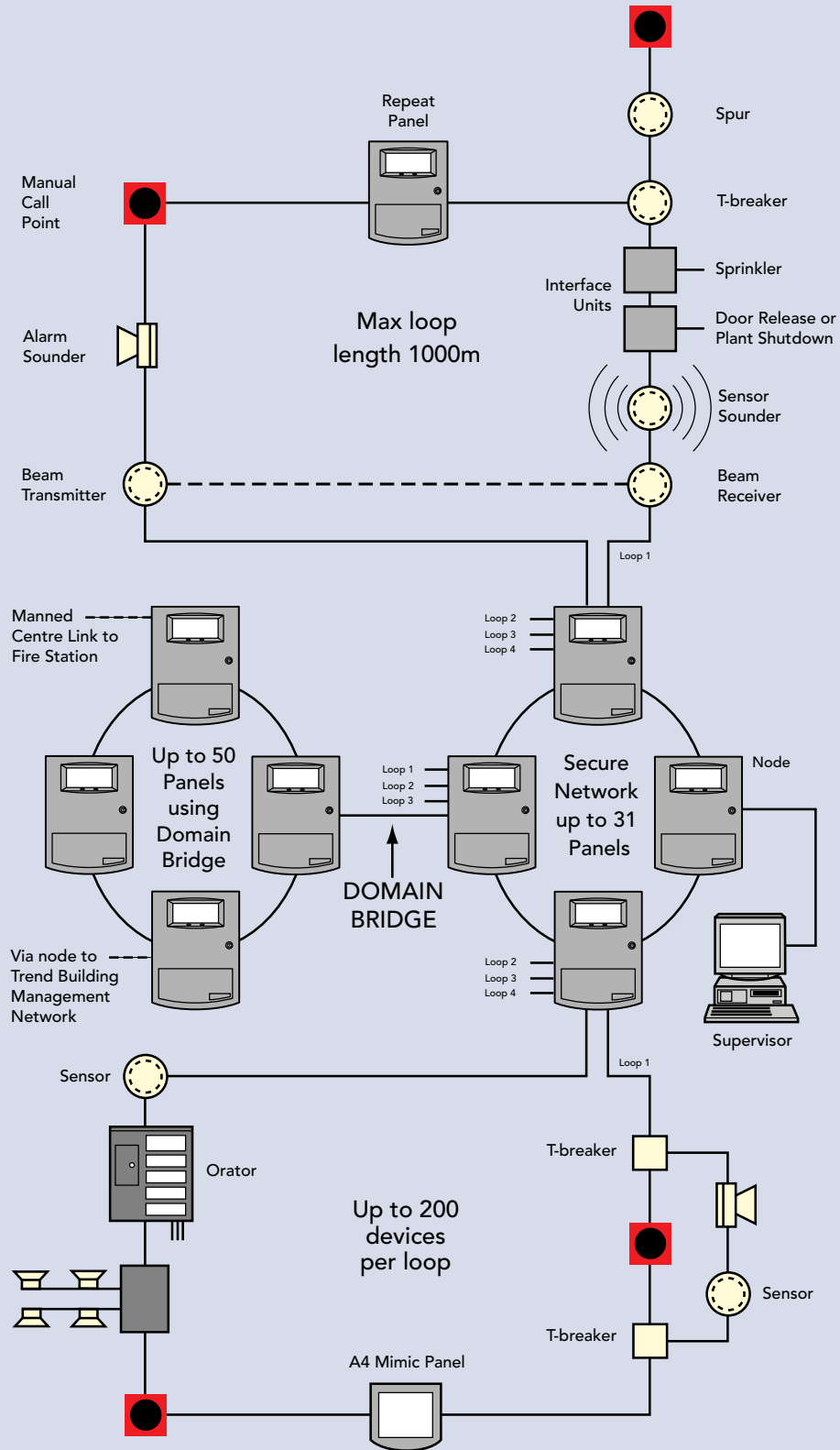


vigilon

ADVANCED FIRE DETECTION &
ALARM SYSTEMS



VIGILON SYSTEM ARCHITECTURE



Vigilon architecture is extremely flexible, from single loop panels up to 50 panels in a system (Maximum number of 31 panels per secure network).

VIGILON FEATURES & BENEFITS



Keep it Simple

All Vigilon devices connect onto the same 2 core loop. No separate sounder or repeater panel circuits are required.



Save on Cable Costs

Cable runs are shorter. 2 core costs less than 4 core. Overall cable costs are normally 30% less than other systems.



Create Seamless Networks

Connect up to 50 panels together and retain control on large or complex sites. Also, new buildings or extensions are easily accommodated onto the existing system.



Customise your Fire Plans

Evacuating public areas or production lines is disruptive and costly. Vigilon's powerful software gives you flexibility. Areas throughout the network can be sectorised to evacuate, alert, or configured with pre-set delays.



Match Sensors to the Risk

Vigilon sensors have a wide range of sensitivities. Configuring the sensor is one of the most effective ways of reducing false alarms.



Combine Sensors and Sounders

Vigilon's combined sensor sounders reduce hassle and save cost. Integral sounders are ideal for boosting sound levels without additional wiring.



Reduce Ongoing Costs

All sensors require regular cleaning from airborne contamination. Often the complete sensor will need replacing. Gent are the only manufacturer with disposable chamber elements to save maintenance costs.



Clear Information

64 character display means the user is not limited in describing the position or nature of an emergency. A clear backlit LCD display reduces confusion and speeds response.



Integrated Voice and Graphics Systems

Vigilon may be integrated with Gent's Orator voice evacuation system. Or connected to Supervisor, a graphic display for single point control and monitoring.

VIGILON CONTROL PANEL



A one to four loop panel accommodating up to 200 devices per loop. Up to 50 panels may be connected in a network. LCD display allows clear indication of Fire or Fault location. Site specific fire plans can be tailor made to requirements.



A4 Mimic

Technical Specification

Type	Control Panel	Repeat panel	A4 Mimic
Max No of Loops	4	N/A	N/A
Loop Capacity	200	N/A	N/A
Batteries	4 x 12V @ 12AH	1 x 12V @ 6AH	4 x 12V @ 6AH
Battery Standby	24 hours standby + 30 minutes alarm upgradeable to 72 hours	24 hours standby + 30 minutes alarm upgradeable to 72 hours	24 hours standby + 30 minutes alarm upgradeable to 72 hours
Approx Weight	16.2 Kg	6.2 Kg	Display 2.3 Kg Control Panel 10.4 Kg
Operating Temp	0°C to 45°C		
Relevant Standard	EN 54 or BS 5839		
Cable Entry	Top and rear knockins	Top or rear knockins	Rear
Approvals	LPC approval to BS 5839: Part 4		

Dimensions (mm)

	A	B	C
Control Panel	408	539	151
Battery Box	382	309	112
Repeat Panel	338	403	101
A4 Mimic Display	330	276	73
A4 Mimic Control Panel	483	385	78

ORDER CODES

EN 54 Control Panels
(For BS 5839 versions add the suffix -V3+ e.g. VIG1-NET-V3+)

1 Loop	VIG1
2 Loop	VIG2
3 Loop	VIG3
4 Loop	VIG4
1 Loop, Networkable	VIG1-NET
2 Loop, Networkable	VIG2-NET
3 Loop, Networkable	VIG3-NET
4 Loop, Networkable	VIG4-NET
Repeat Panel	VIG-RPT

Note: Control Panels require a first fix, VIG-1ST-FIX
(VIG-RPT-1ST-FIX for repeat)

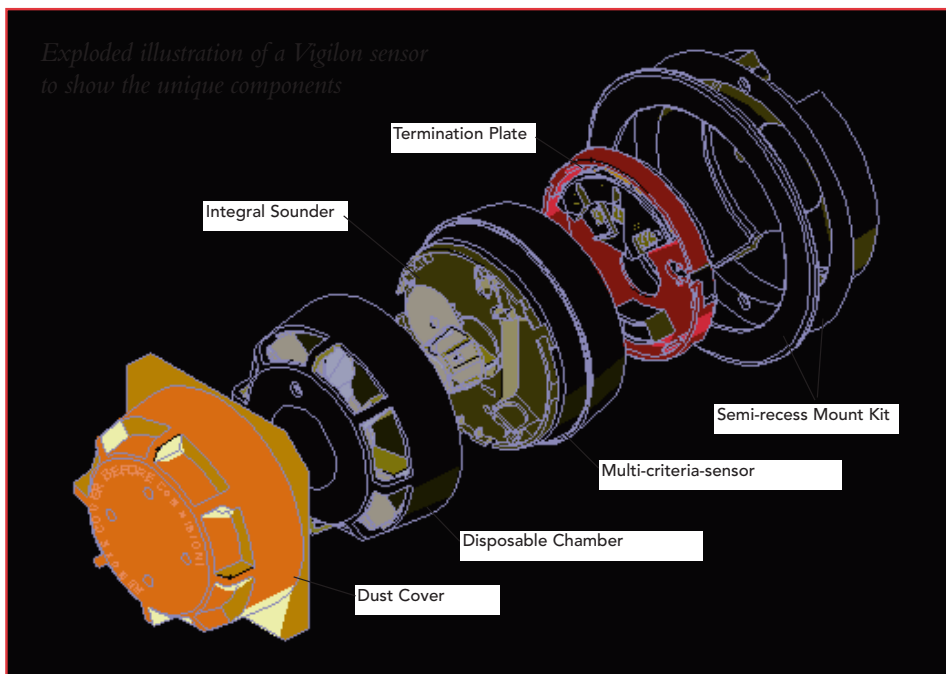
A4 Mimic VIG-MIM-A4

VIGILON SENSORS

Sensors

Type	Ionisation	Heat	Optical/Heat	Beam	Duct
Max Quantity per Loop	200	200	200	16 Pairs	200 (50 if slave LED's used)
Approx Weight	0.175 Kg	0.175 Kg	0.58Kg	0.6Kg per pair	4.6 Kg
Ingress Protection	IP42	IP42	IP20	IP66	IP42
Applicable Standard	BS 5445: Parts 5 & 7			BS 5839 Part 5	N/A
Operating Temperature	0°C to 50°C	0°C to 45°C	0°C to 50°C (If heat used 0° to 45°C)	0°C to 50°C	0°C to 55°C
Device Load Factor	1	1	1	5	2 (1 for slave LED's)
Approvals	LPCB				
Beam Length	N/A	N/A	N/A	2 - 100m	N/A
Dimensions (mm)	86Ø x 64H			106Ø x 50H	165H x 145W x 100D
Order Codes	34730	34720	34710	34740	34760

Note: Vigilon sensors require a termination plate, 34700



Slave LED's mimic the LED of the next device. They are useful outside locked rooms or in difficult to access areas.

Sensor Ancillaries

Type	T-Breaker	Slave LED	Slave Relay
Max Quantity per loop	200	50	50
Operating Temperature	0°C to 50°C	0°C to 50°C	0°C to 50°C
Ingress Protection	IP40	IP40	IP40
Approx Weight	0.35Kg	0.34Kg	0.36Kg
Device load factor	1	1	1
Dimensions (mm)	86Ø x 48H		
Order Codes	34701	34702	34703

VIGILON OUTSTATIONS

Manual Call Points

Type	Standard	Keyswitch	C/W Cover	Water Resistant	Water Resistant with cover
Operating Temperature	0°C to 50°C				
Ingress Protection	IP40	IP40	IP40	IP55	IP55
Relevant Standard	BS 5839: Part 2				
Approx Weight	0.77Kg	0.77Kg	0.77Kg	3.5Kg	3.5Kg
Device Load Factor	1				
Max Quantity per Loop	200				
Dimensions (mm)	125 H x 125 W x 25 D				
Order Codes	34800	34807	34842	34812	34852

Sounders / Sensor Sounders

Type	Electronic Sounder	Repeat Sounder	Optical Heat Sensor Sounder	Heat Sensor Sounder
Max. Quantity Per Loop	40	125	125	125
Device Load Factor	25	8	8	8
Ingress Protection	Std IP30, Special IP55	IP30	IP20	IP20
Approx. Weight	1.1 Kg	0.6Kg	0.6Kg	0.6Kg
Operating Temperature	0°C to 50°C			
Relevant Standards	BS 5839: Part 1			
Sound Output at 1m	98dBA	85dBA	85dBA	85dBA
Approvals	LPCB	-	LPCB	LPCB
Dimensions (mm)	180 W x 225 H x 175 D		86Ø x 64 H	
Order Code	34203	34777	34770	34780

Special Feature

Audibility levels are difficult to assess accurately during design. Often it is necessary to boost sound levels in areas at a later date.

This is easily achieved with Vigilon sensors as sounder elements can be added to give additional 85dBA outputs.



Interfaces

Type	Mains	Loop	Zone Module	Single Channel
Max Quantity per Loop	8	30	100	100
Approx Weight	8.6 Kg	2.4 Kg	0.7 Kg	0.7 Kg
Operating Temperature	0°C to 45°C			
Ingress Protection	IP44	IP40	IP40	IP40
Voltage	230V a.c.	Loop Powered	Loop Powered	Loop Powered
Device Load factor	8	2	10	10
No. Channels	4	4	1	1
Input Channels	Fire Fault MCP Fire OEM Detectors	Fire Fault Non-Fire Event	2 wire for conventional zone circuits	Fire Fault Non-Fire Event
Dimensions (mm)	305H x 504W x 98D	260H x 270W x 65D	125H x 204W x 50D	
Order Codes	34440	34450	34410	34415

Note: Loop powered interfaces require line modules for each single channel input or output.

VIGILON OUTSTATIONS

Graphics & Voice Alarm

A Supervisor graphics terminal provides a single point display for control and monitoring. In an emergency the display shows the exact location of an incident on a floor plan.

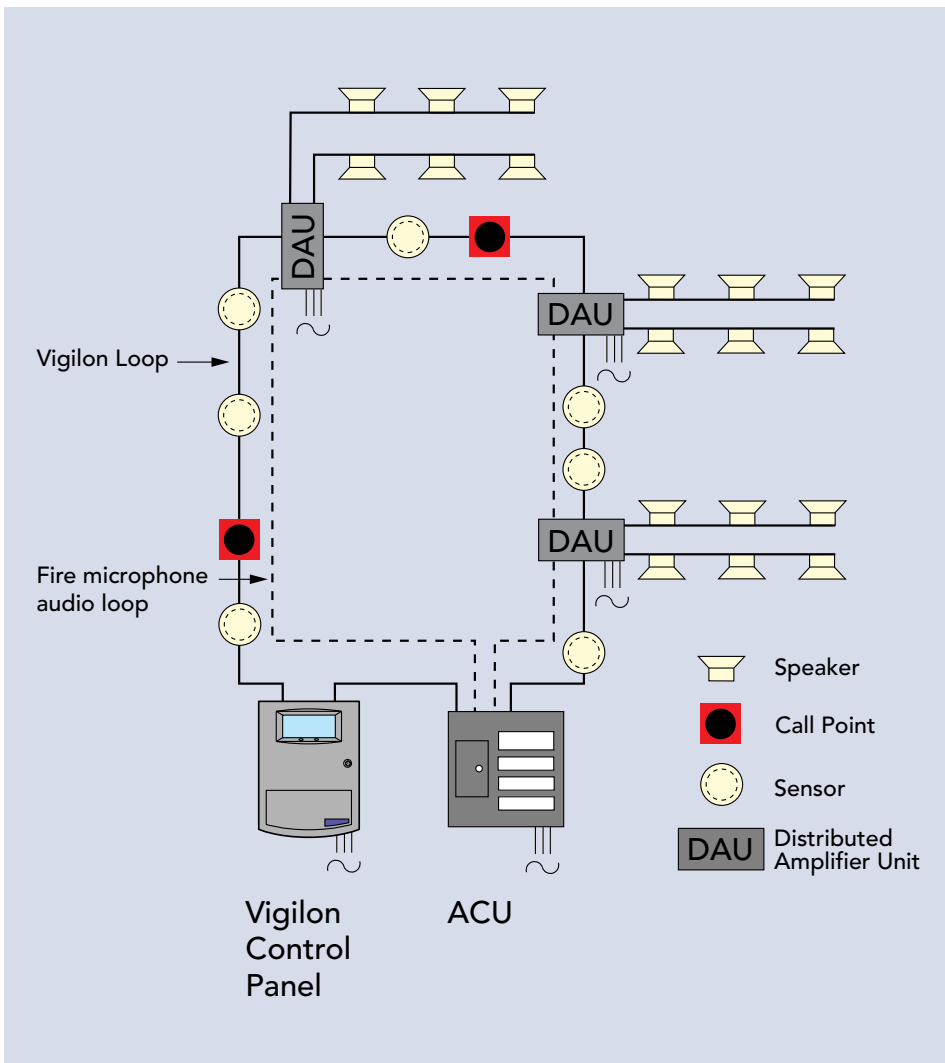
Vigilon may also be integrated with an Orator Voice Alarm System. In an emergency a voice message directs people to the nearest safe exit. Voice messages are particularly effective in buildings used by the general public.

For further information on Supervisor or Orator please contact the Gent Marketing Department.




Supervisor graphics display panel.

Orator System Architecture



Supervisor display and keyboard.



Electronic sounder - Nottingham University, Portland Building.

For further details call
0800 064 33 44

www.gentservices.com



GENT SERVICES Waterside Road, Hamilton Industrial Park, Leicester LE5 1TN.
Tel: 0116 246 2000 Fax: 0116 246 2300

A Caradon Company

VIG/3M/6/00

Because of the continuous development of Gent equipment, details of the products described in this publication are subject to change without notice.